



Ambit Emerging Giants Small Cap Portfolio

Ambit Asset Management

April 2024


What drives success for corporate India?

Our research over the past few years shows that over and above firm-specific competitive advantages, three factors are essential for a company to consistently outperform



CLEAN ACCOUNTING

The bottom 40% of the BSE500 stocks on accounting quality have underperformed the top 60% by a whopping 12% per annum since Nov 2010



CONSERVATIVE CAPITAL ALLOCATION

Indian companies are amongst the most aggressive capital allocators in the world and that aggression costs their shareholders dear.



GOOD GOVERNANCE & LACK OF POLITICAL CONNECTIVITY

Firms whose central competitive advantage is political connectivity seldom outperform in India.

Ambit **Emerging Giants** Smallcap Portfolio is your solution to identify these traits for sustainable wealth creation through Indian equities

Why Small caps?

Successful identification of companies that can upgrade to a higher category leads to disproportionate returns...

Avg. Performance CAGR %		FY10			
		1-100	101-250	251-500	501-1000
FY20	1-100	6%	21%	34%	
	101-250	-6%	9%	21%	37%
	251-500	-20%	-34%	6%	22%
	501-1000	-32%	-18%	-9%	5%

% shift from one category to another		FY10			
		1-100	101-250	251-500	501-1000
FY20	1-100	53%	15%	3%	
	101-250	28%	24%	12%	3%
	251-500	6%	23%	32%	10%
	501-1000	8%	20%	23%	34%
	Exclusion	5%	18%	30%	53%

Few WIN BIG
Some WIN
Many SURVIVE
Most LOSE

Transition of Ambit G&C companies in a decade!

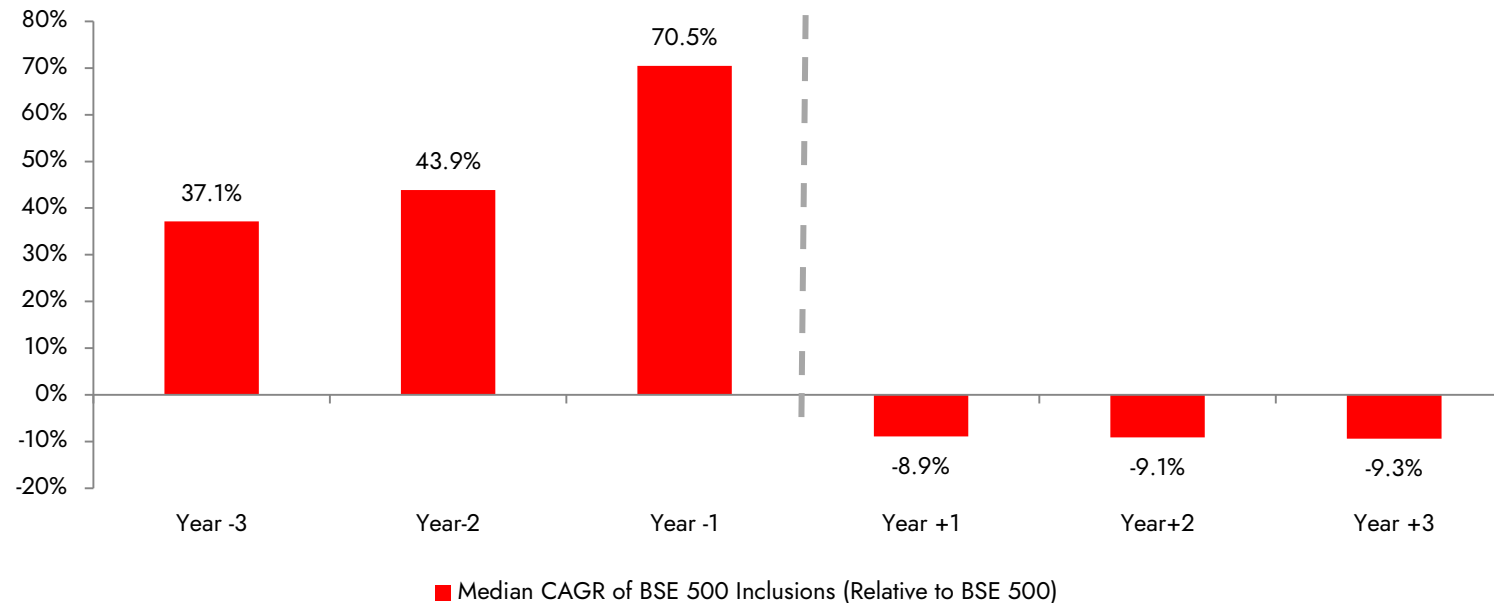
Companies	Return CAGR	Transition from FY10 to FY20 based on Top 1000 companies by Market Cap					
		10 yr	1-100	101-250	251-500	501-1000	Beyond 1000
1	49%				←		
2	37%					←	
3	36%			←			
4	36%			←			
5	35%			←			
6	30%			←			
7	29%			←			
8	27%			←			
9	25%			←			
10	24%			←			
11	22%		←				
12	22%			←			
13	13%			↔			
14	8%		↔				
15	6%		↔				

Note: 2 other portfolio companies were listed during the last decade hence not included above

Why Small caps?

- The BSE500 experiences heavy annual churn: On average, as much as 30% of the BSE 500 constituents get churned over a 5 year period
- Moreover, the bulk of the outperformance for BSE500 entrants occurs prior to their entry in the index!

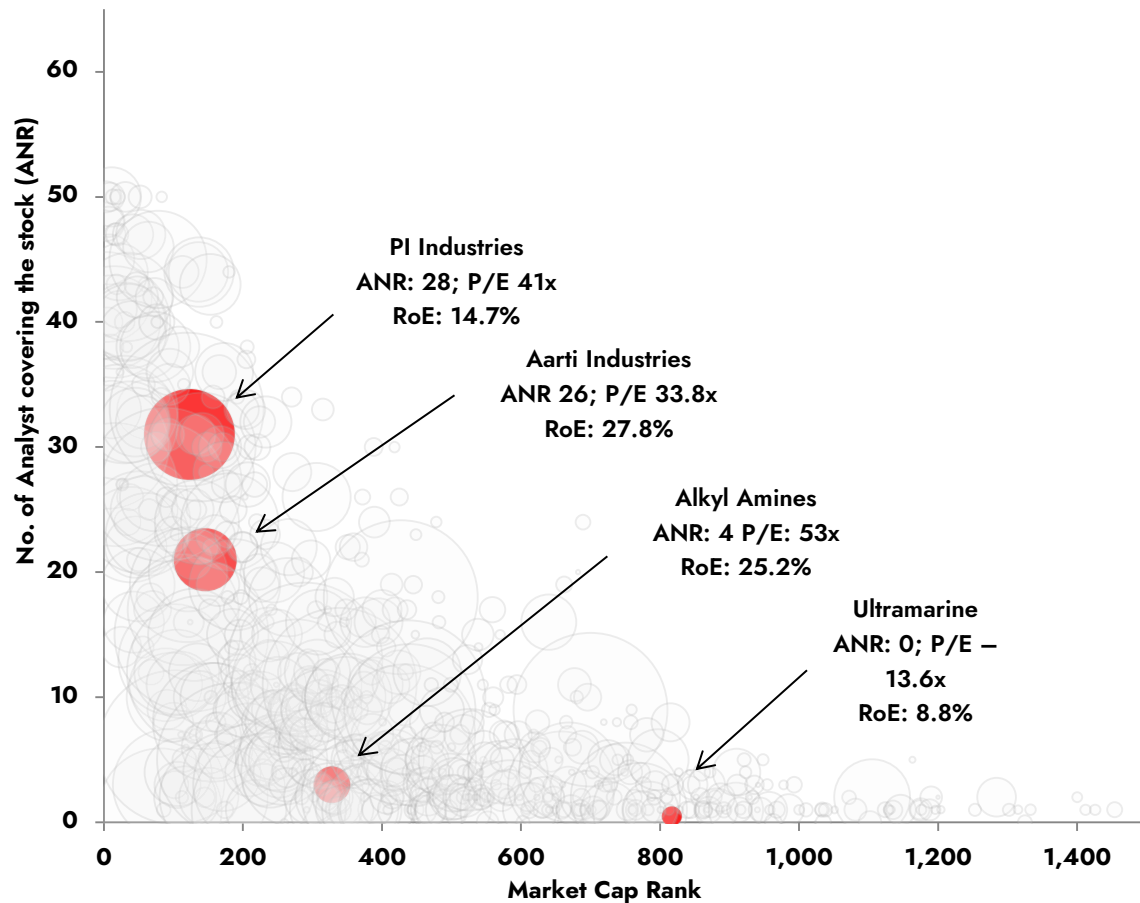
Relative performance of BSE500 inclusions (pre and post inclusion)



Source: Ace Equity, Ambit Capital Research. Relative returns (to BSE 500) are medians CAGR of stocks that have been included in the BSE 500. For prior returns, returns are measured until 1 quarter preceding the quarter of entry .
Period of BSE500 constituent data analyzed – 2002-2020. Only firms with both pre and post inclusion pricing data are considered.
*Annual 5 Year churn over 2002-2015 (closing period ends in 2020)

Price discovery is inefficient in Small Caps

Small caps are largely undiscovered with low analyst coverage and lower liquidity resulting in valuation disconnect with fundamentals



Size of Bubble signifies trailing P/E Ratio (x) as on 21/04/2023
ANR refers to No. of analyst covering a particular stock

Source: Ambit Capital Research.

❑ **UN-DISCOVERED** with low analyst coverage:

On average only 3-4 analyst cover a small-cap stock vs. ~34 analyst coverage for large-caps

+

❑ **LOW LIQUIDITY** is a challenge:

Daily Trade Volume of a Large-Cap company is Rs 220 Cr. whereas for small-cap its just Rs 4.5 Cr.

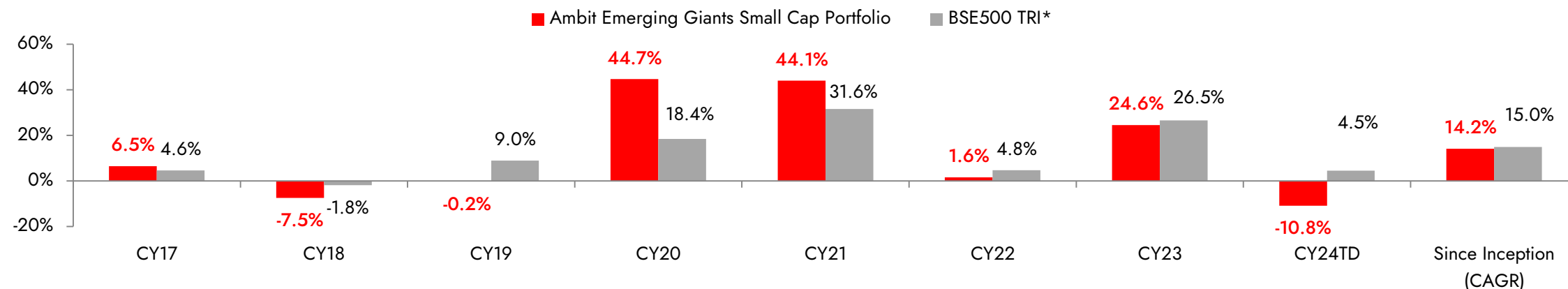
=

❑ **UNDER-OWNED** with low Institutional ownership:

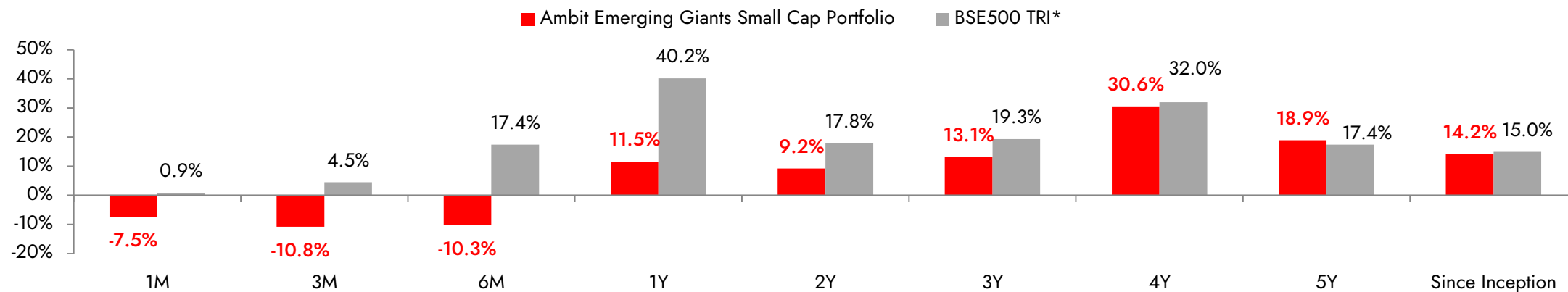
Large-Caps, with an Institutional ownership of ~55% are over-owned by Mutual Funds & FII's vs. ~10% in case of Small-caps

Ambit Emerging Giants Small Cap Portfolio : Performance Track Record

CALENDAR YEAR RETURNS

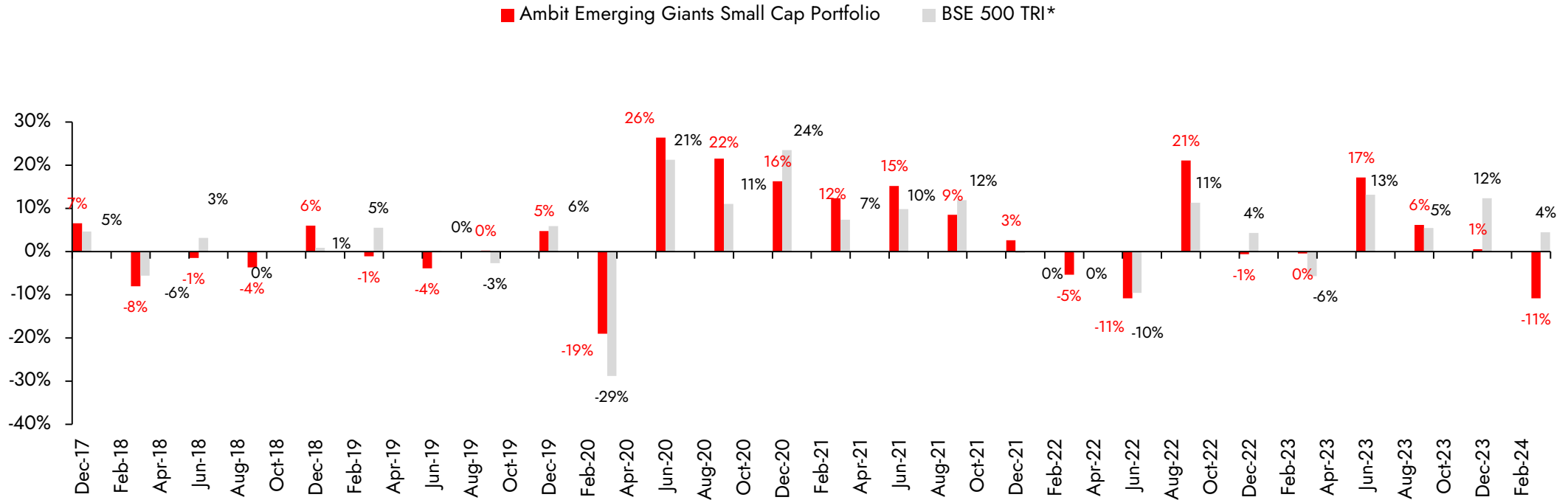


POINT TO POINT RETURNS



Ambit Emerging Giants Small cap Portfolio inception date is Dec 1, 2017; Returns as on 31st Mar 2024. Returns are net of all fees and expenses;
 *BSE 500 TRI is the selected benchmark for the Ambit Emerging Giants Small cap Portfolio and the same is reported to SEBI.

Quarterly Performance – Ambit Emerging Giants Small Cap Portfolio



Source: Ambit

Note: Performance is post all fees and charges; Date of inception of the Ambit Emerging Giants Small cap Portfolio is 1 Dec'17. Return as of 31st Mar 2024.

*BSE 500 TRI is the selected benchmark for the Ambit Emerging Giants Small cap Portfolio and the same is reported to SEBI.

How did we deliver this?

- Good risk adjusted returns is an **outcome** of **Good Processes** characterized by:

1 Stringent quantitative filters

- Each offering is based on deeply researched and back tested framework to generate the investment universe
- High threshold for performance over long spans of time, greatly minimize chances of poor performers or poor quality companies entering into the investment universe
- High quality of accounts and corporate governance is uncompromised

3 Focus on earnings growth + earnings quality

- Lower obsession with timing when one is investing in a superior calibre of companies
- Companies with a consistent track record and leadership traits are preferred
- Past track record + Future sector potential + Current management capabilities = Comfort on delivering quality earnings

2 Experienced team & deep-dive research

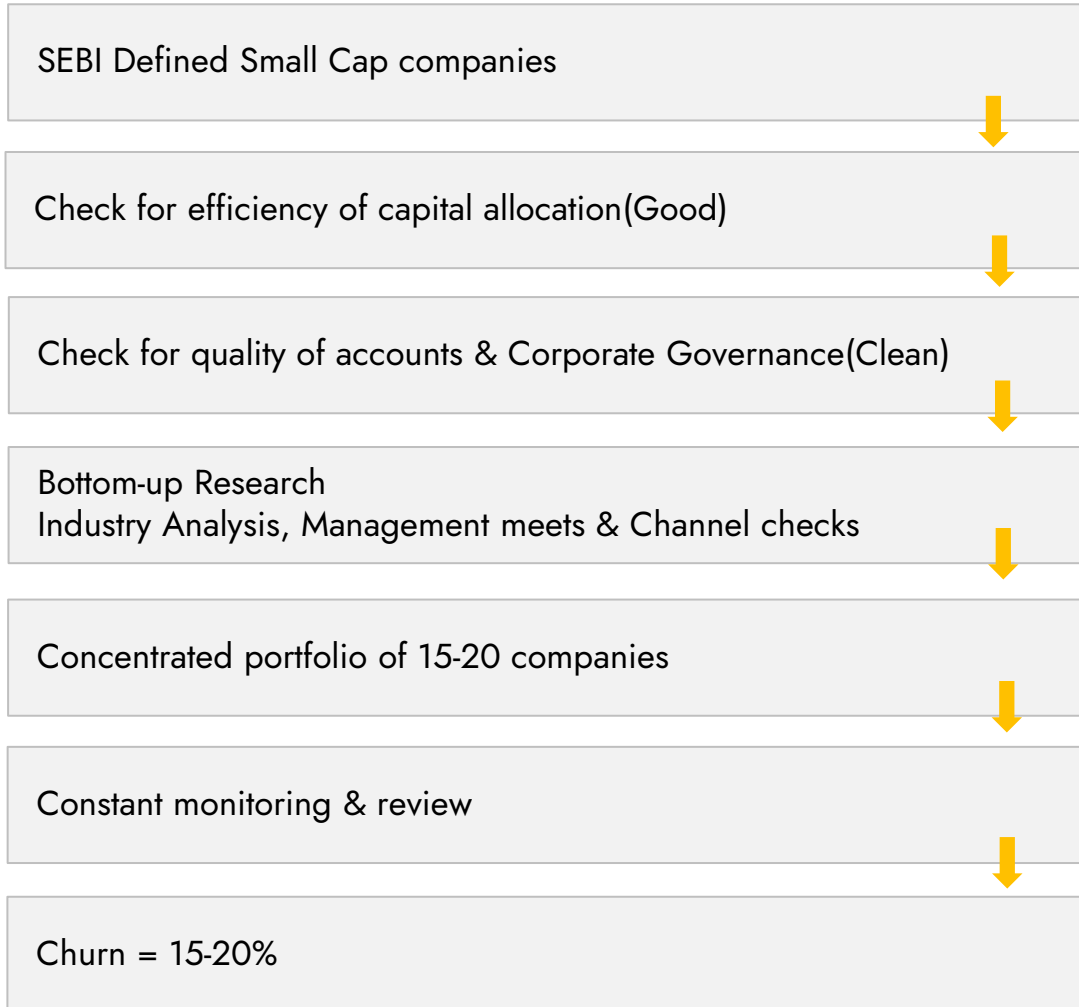
- Dedicated and experienced research team
- Research processes inspired by IE Research
- Investment Committee to approve all investment decisions
- Part of larger Ambit group lends advantages
- Focus on what is knowable and what is important

4 Risk management

- Concentrated Portfolios deliver best returns as returns do not get average out
- Lower drawdowns due to consistent performers in secular sectors
- Long term orientation with low churn realize the power of compounding

1

Stringent quantitative filters



- Invest in firms which are:
 - (a) **Good** - On the basis of capital allocation track record and quality of improvement in financial metrics over the past six years, and
 - (b) **Clean** - Based on the quality of their accounts & corporate governance.
- The focus on 'good' helps **generate upside** while not compromising on 'clean' **reduces downside risk**. Essentially, while the objective is to generate returns, the even bigger goal is to better manage drawdowns because we believe doing the latter successfully is critically vital in achieving the former.
- The bigger idea is to identify small cap businesses, with **strong leadership position** in the micro or niche market that they are operating in. It not only gives them effective pricing power but help them gain in scale and become large companies of tomorrow
- These businesses have **Zero or near Zero leverage** with ethical and prudent management. When investing in small cap business, we believe its of paramount importance to look for companies with strong management pedigree, with established competence and unparalleled integrity.
- This funds draws down lesser than the market in corrections and has low churn (not more than 15-20% of portfolio).

Ambit's proprietary Good & Clean Framework identifies winners early

Ambit's proprietary forensic accounting model helps steer clear firms with questionable accounts

Accounting checks

P&L Mis-statement

- Abysmally low CFO/EBITDA ratio over a long run
- High volatility in Depreciation Rates
- Boasting earning through lower debtor provisioning

B/S Mis-statement

- Low Cash yield implying balance sheet misstatement
- Writing-off losses directly through balance sheet
- High contingent liability

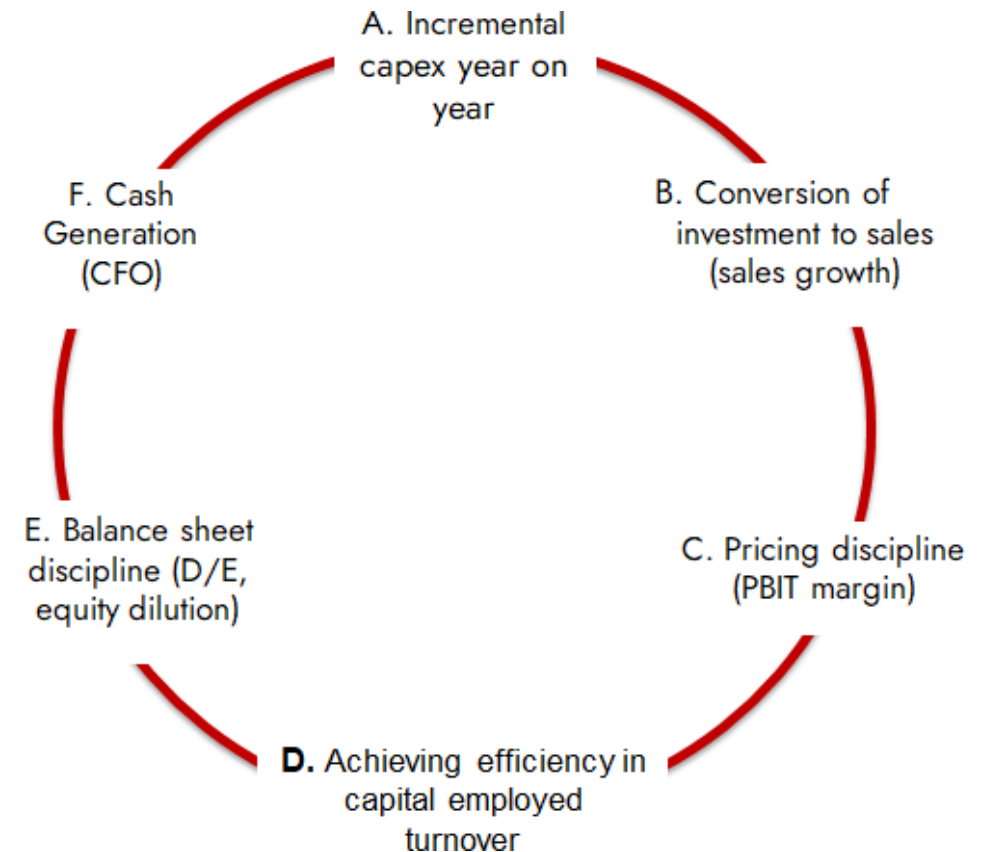
Pilferage Checks

- High Miscellaneous expenses
- Unsubstantiated capex or delay in plant commissioning
- Historically generating negative free cash flows
- Increasing advances to related party

Auditor Quality

- High auditor remuneration

Ambit's 'greatness' framework identifies efficient capital allocators in the country



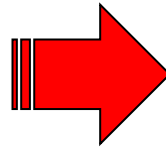
Our greatness framework looks at holistic and consistent growth as the hallmarks of efficient capital allocation- a self sufficient growth engine without the need of tapping external capital frequently is key to long term wealth creation.

Backed by significant research: Origins of Emerging Giants Portfolio



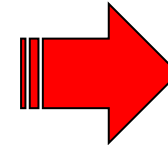
Institutional Equities
Research Team

January 2012



Institutional Equities
Research Team

April 2017



Asset Management

December 2017

Strategy January 19, 2012

Tomorrow's ten baggers

31 firms have outperformed the BSE100 by 10x or more since 1994 (excluding Financials or firms with market cap less than US\$100mm). We take a subset of these 31 and identify the drivers of their outperformance i.e. the operating levers which differentiate great firms from the rest of the market. We then apply these drivers of greatness in today's context to identify 71 firms in the BSE500 (which are most able to deliver on these drivers). Of these 71 firms, 25 pass our accounting deadlines and governance filters (see Exhibit 1). This is the "Great 25".

Going beyond "Good & Clean" and thinking long term

Whilst the consistent and marked outperformance of our Good & Clean (G&C) portfolio over the past year has attracted attention, we have also been criticised by clients for the 'short termism' of the G&C portfolio. (The G&C portfolio are constructed using: (i) a battery of financial tests based on the previous fiscal year's data, and (ii) our forensic accounting model. Each G&C portfolio typically runs for a quarter before we revise it.) Hence, in this note we have used multi-year financial analysis to create a list of 25 great Indian companies that have the potential to be tenbaggers in the coming decade.

Step 1: Defining greatness

We identify firms that have delivered 10 times as much returns as the BSE100 over the last 15 years. We call these firms 10Xers. After filtering such firms (there are 31 of them) for weak accounting quality and corporate governance, we get a final list of 14 stocks. It is these 14 stocks that we use to identify the drivers of greatness.

Step 2: The drivers of greatness

We identify what differentiates a great firm relative to an average firm at each stage of the value generation process: investment, conversion of these investments to sales, pricing discipline, balance sheet discipline and cash generation.

Not only do the great firms perform significantly better than an average firm on a variety of measures encompassing the five aforementioned stages, even more interestingly the great firms show a more consistent and calibrated approach to growth over long periods of time.

Step 3: Investment Implications

We apply the winning formula (i.e. the drivers of greatness) to the BSE500 as Financials universe of firms over the more recent past (FY06-FY11). We find that 71 firms are able to muster passing scores on two-thirds of the drivers. Of these 71, 25 firms pass our accounting quality and corporate governance standards. These 25 firms are shown in Exhibit 1. Of these 25 firms, 13 are trading below their five year valuation averages.

Many of the firms which emerge from this filtering approach – Tata Power, BHEL, Voltas, Cummins – are cyclical. Obviously, the fate of these firms is tied to the economy and the interest rate cycle. However, to the extent that we are relatively close to a turn in the rate cycle, even from a cyclical perspective these companies look relatively well placed.

AMBIT
Acumen of work

STRATEGY THEMATIC

Analyst contacts

Gaurav Mehta
Tel: +91 22 3043 2325
gauravmehta@ambitcapital.com

Sourabh Mukherjee, CFA
Tel: +91 22 3043 2174
sourabhmk@ambitcapital.com

Exhibit 1: The Great 25

Company	Ticker	Market Cap (\$mm)
Attractive Valuations*		
BHEL	BHEL IN	12,240
Tata Power Co.	TPWR IN	4,592
Coolife Health	COHI IN	2,621
Cummins India	KCC IN	2,117
Control India	CSRI IN	2,068
Baile Inds.	BAID IN	2,018
Torant Pharma	TRPI IN	911
Q S F C	GSFC IN	607
Voltas	VOLT IN	545
Saikhar Engg.	SAGE IN	340
Raja Electricals	RE IN	227
Mahindra Life	HLIFE IN	204
ICRA	ICRA IN	168
Moderate Valuations**		
Headline Inds.	HESI IN	7,683
Asian Paints	APNT IN	5,171
Lupin	LUPN IN	3,814
Titan Inds.	TIAN IN	3,219
CAC	CAC IN	558
Elgi Equipment	ELGI IN	211
Rich Valuations***		
ITC	ITC IN	31,769
Glandsons C.H.L.	SGIN IN	2,043
Commodore Inter	COIN IN	1,468
CRISIL	CRISL IN	1,289
EID Parry	EID IN	670
Supreme Inds.	SI IN	460

Source: Ambit Capital Research.

* Trading below 5 year P/E, 5 year P/B or 5 year EV/EBITDA (on 1 of these three measures)

** Trading below 5 year P/E, 5 year P/B or 5 year EV/EBITDA (on 1 of these three measures)

*** Trading above 5 year P/E, P/B, EV/EBITDA



Beachcombing 'Quality' in the face of 'volatility'

Small-cap companies (Rs2bn-30bn m-cap) witnessed a strong FY18 in terms of fundamentals. They also delivered +17% weighted average share price performance, outperforming BSE500 by +6%. Pace of fresh capital infusion in small-caps also picked up mid-FY18; on average, firms raised capital to the extent of +17% of their mcap. Developments w.r.t our beachcombing stocks (Safari, GMM Pfaudler, Alkyl Amines) were largely in line with our thesis. These include themes like sustained improvement in business mix and industry-specific structural advancements (e.g. shift to organised in logistics). But some unexpected developments, e.g. BEPL's unexpected plant outage and MTF registering subdued points volume, dampened investor sentiment. Whilst we don't rule out market volatility in the near term (BSE SmallCap oscillated from -7% to +9% YTD2018), fundamentally sound companies would be in the spotlight. Alkyl Amines, GMM Pfaudler and Mold-Tek Packaging are our top picks.

POSITIVE Quick Insight

Analysis

Market Note

News Impact

Beachcombing watch

Company	MCap	Revenue	EPS	P/E
Alkyl Amines	10,264	24%	10%	13%
GMM Pfaudler	21,974	10%	10%	10%
Garware Wall Ropes	21,270	4%	14%	14%
Tasty Bite Foods	12,614	19%	14%	14%
Mold-Tek	13,264	24%	10%	10%
Alfa Aesar	13,264	9%	10%	10%
GMM Pfaudler	11,983	10%	14%	14%
Supreme	10,199	9%	-1%	-1%
Mold-Tek Packaging	8,920	7%	20%	20%

Small-caps: The year gone by

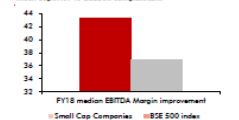
Small-caps were the focus for most part of FY18. This was a result of improving macro – FY18 headline GDP growth was recorded at 6.7% versus 7.1% in FY17. In addition, even a huge liquidity surge in the market (net foreign and domestic inflows in the stock market were US\$225bn in FY18) resulted in increased investor risk appetite for small/mid-caps. A combination of the above factors led to healthy out-performance of small-caps versus broader market indices such as BSE500 index (see exhibits 1 to 4 below).

Whilst GDP growth in the latter half of the year improved (2HFY18 GDP growth –14bps higher than 1HFY18), small-mid-caps saw a fair bit of correction towards the end of FY18 (and continue to do so) as investor appetite started to reduce and valuations started to normalise.

Exhibit 1: Small-caps witnessed strong revenue and earnings growth in FY18...



Exhibit 2: Even margin improvement for small-caps was much superior to BSE500 companies...



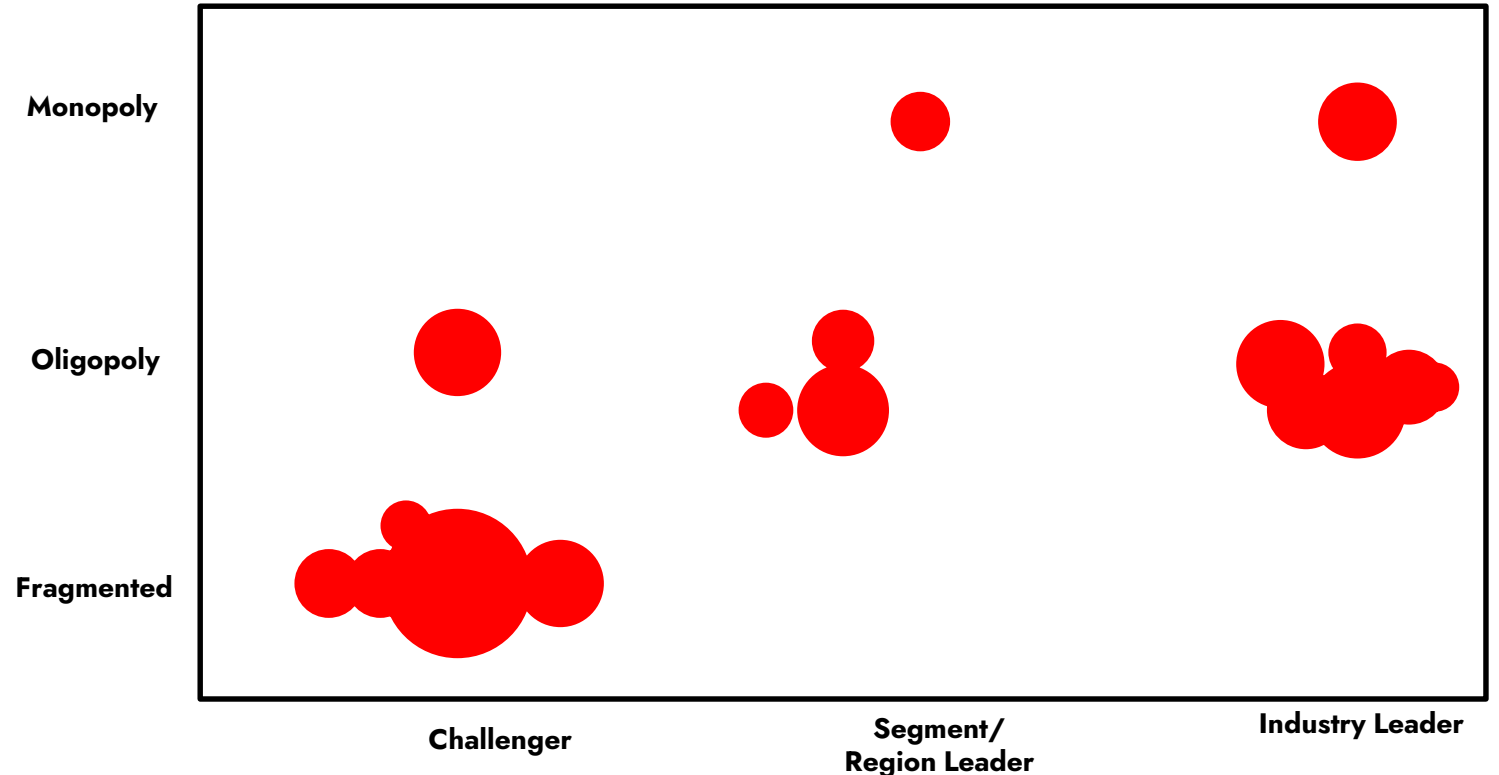
Companies covered: Gujrat Ambuja Exports; Bhansali Engineering Polymer; Garware Wall Ropes; Tasty Bite Eatables; Safari Industries; Alkyl Amines; GMM Pfaudler; Camlin Fine Science; Mold-Tek Packaging

AMBIT EMERGING GIANTS SMALL CAP PORTFOLIO

Ambit Asset Management launches Ambit Emerging Giants Small cap Portfolio on PMS platform in December 2017

Ambit Emerging Giants are **LEADERS** and **WINNERS** in growing industries

- Stellar track records of capital allocation in terms of RoE
- Low debt with the median portfolio company cash positive
- Median market cap of the portfolio is ~Rs5,631 cr.
- Growth potential above the comparable index
- Reasonable valuations for quality stocks
- Niche segment leaders will create industries in 7-10 years



Bubbles refer to individual companies in Ambit Emerging Giants Portfolio;
Size of the bubble indicates Market Cap size

Portfolio Composition and Characteristics

4

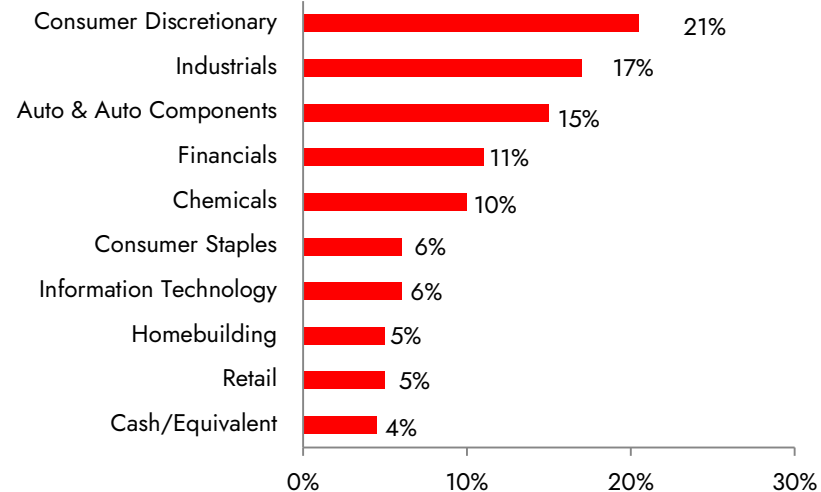
Risk Management

MODEL PORTFOLIO MARKETCAP ALLOCATION

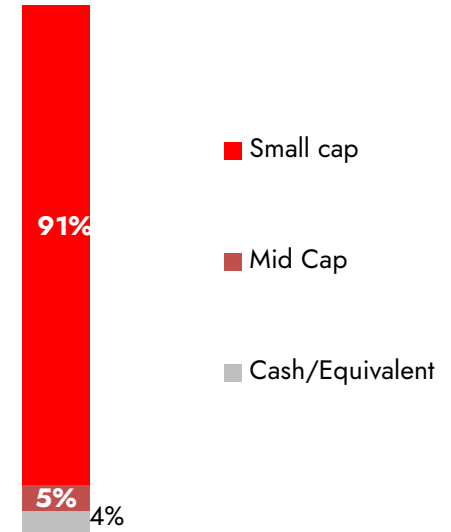
Comparison with Indices		Ambit Emerging Giants Smallcap Portfolio	BSE 500
P/E (x)	FY24E	30.2	25.2
	FY25E	23.3	22.1
F20-F23 (CAGR %)	EPS	15.6	27.4
Net Debt / Equity	FY23	0.03	NA
RoE (%)	FY24E	17.2	14.5

All Portfolio statistics are weighted average

MODEL PORTFOLIO SECTOR ALLOCATION



MARKETCAP



SUPERIOR RISK ADJUSTED RETURNS AND DRAWDOWN TRACK RECORD

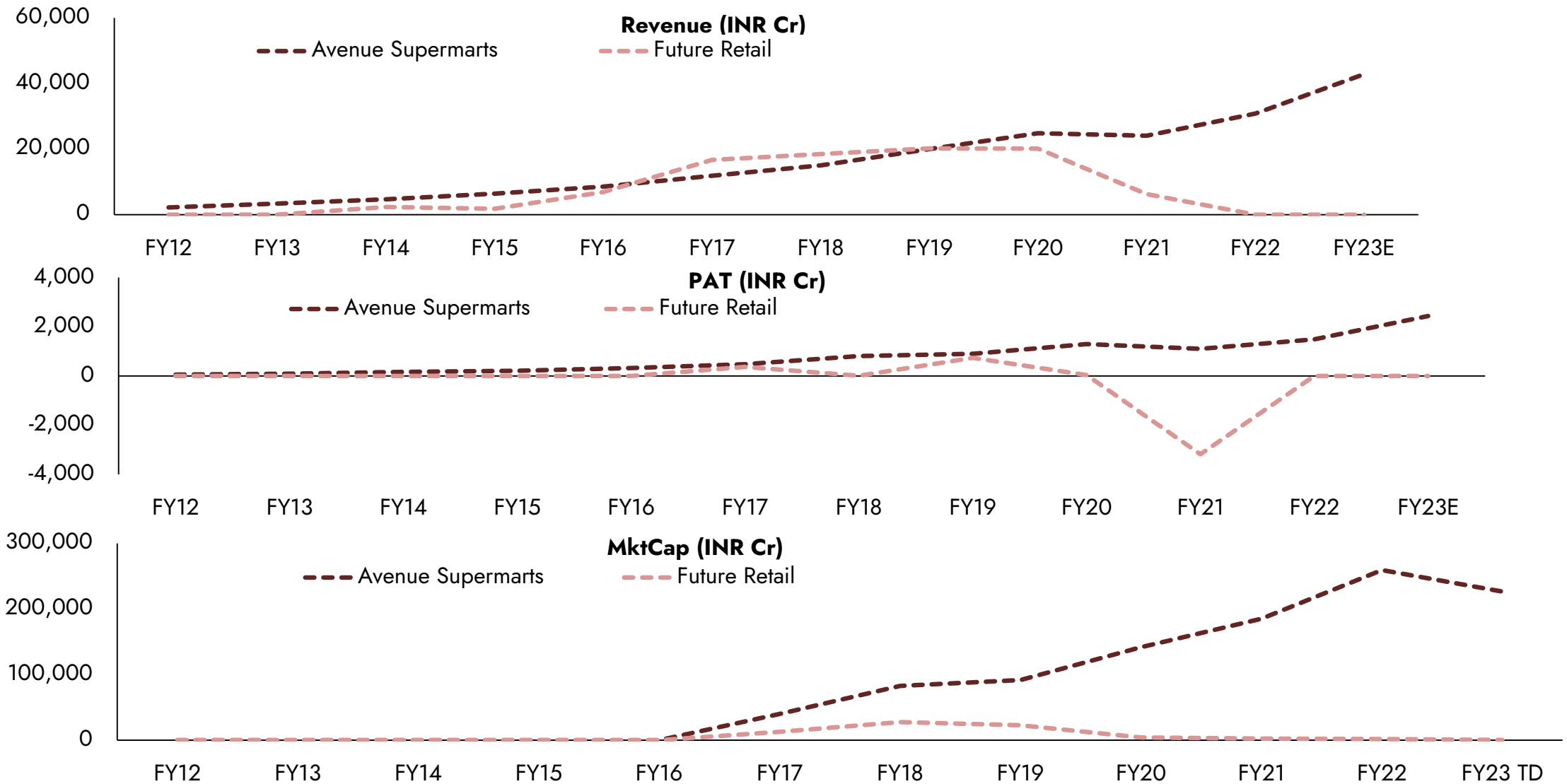
Performance (since inception)	Net Returns (CAGR)	Standard Deviation	Sharpe Ratio	Beta	Maximum Drawdown
Ambit Emerging Giants Small cap Portfolio	14.2%	22.4%	0.3	0.7	-27.4%
BSE 500 TRI*	15.0%	18.3%	0.4	1	-28.8%

Source: Ambit

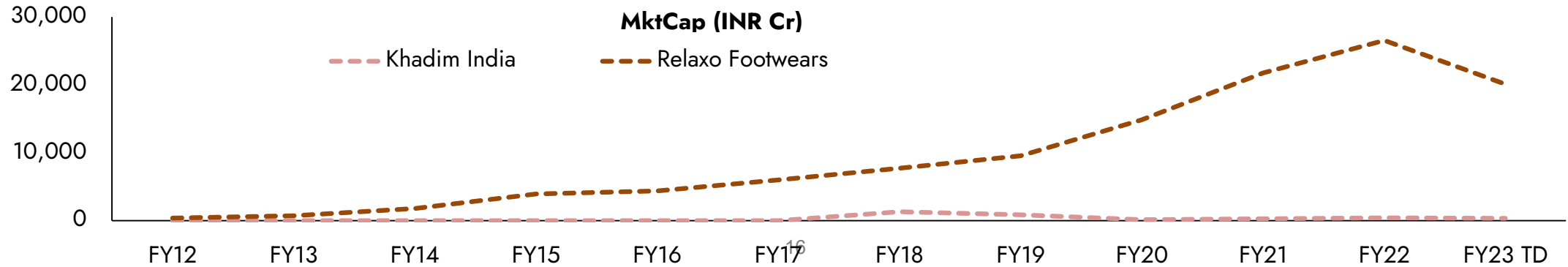
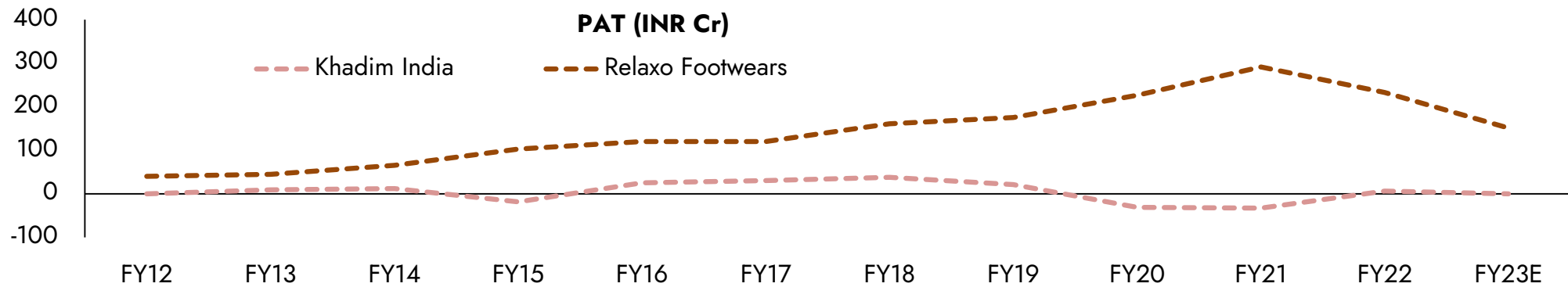
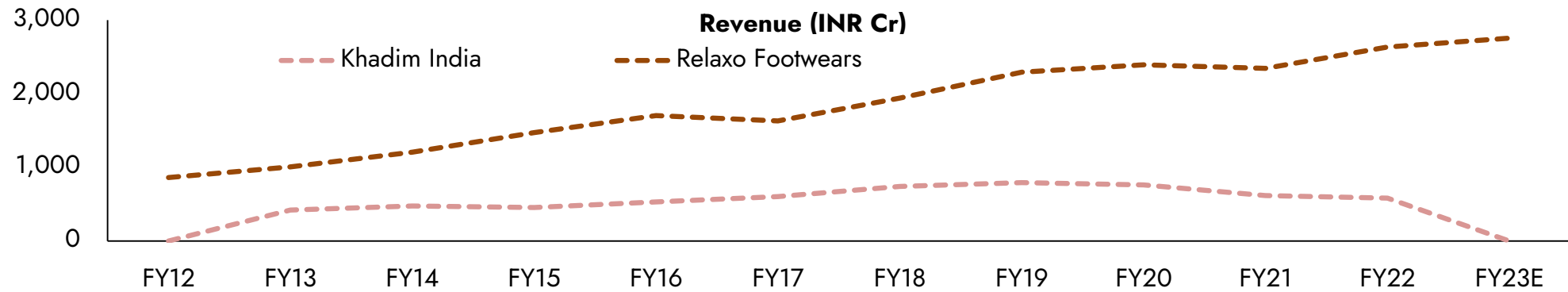
Note: Performance is post all fees and charges; Date of inception of the Ambit Emerging Giants Small cap Portfolio is 1 Dec'17. Return as of 31st Mar 2024.

*BSE 500 TRI is the selected benchmark for the Ambit Emerging Giants Small Cap Portfolio and the same is reported to SEBI.

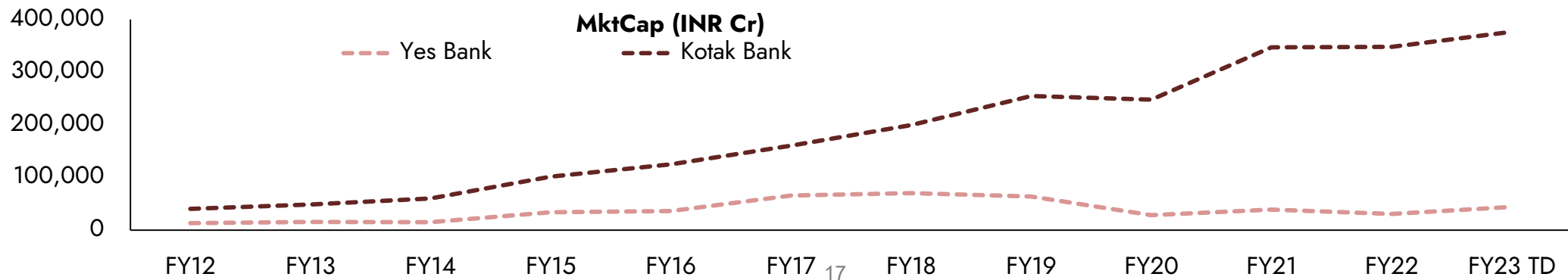
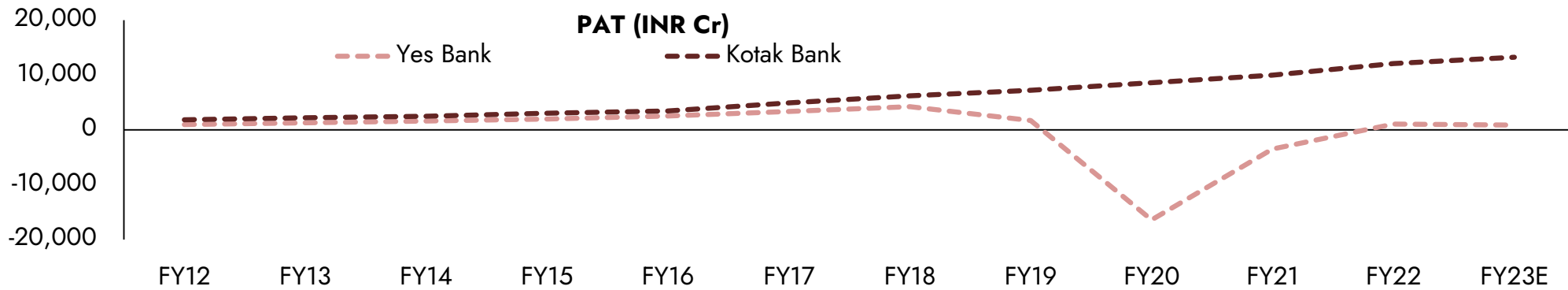
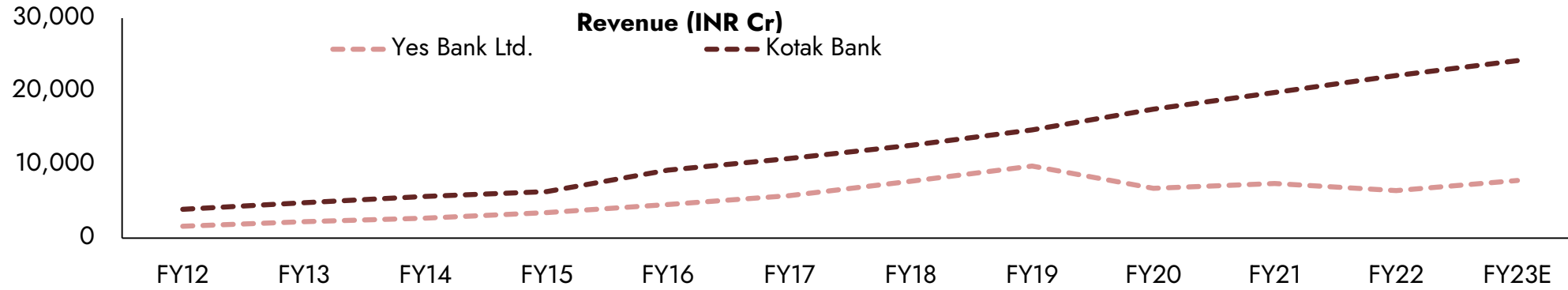
Scaling up with profitability is the key




Consistency + Quality is rewarded by markets



Consistency + Quality is rewarded by markets





Asset Management Team



Ambit Asset Management Team



SUSHANT BHANSALI
CEO

Over 20 years of experience. Before Asset Management, he led Ambit's Principal Investment business, where he cut his teeth investing in listed equities from Ambit's Balance Sheet.



SIDDHARTH BOTHRA
FUND MANAGER

Siddharth has more than two decades of experience in equities and asset management



TRILOK AGARWAL
FUND MANAGER

Trilok has over 16 years of experience in Investment Management. Prior to Ambit, he was a key Investment member at Aditya Birla Sun Life managing funds over 500mn\$, He was also associated with Dymon Asia Capital briefly.



BHARGAV BUDDHADEV
FUND MANAGER

Bhargav has over 18 years of experience in equity research. Prior to joining Ambit, he worked with Kotak Mutual Fund and also worked with Ambit Institutional Equities.



SIDDHARTHA RASTOGI
COO & HEAD OF SALES

Siddhartha has over 20 Years of experience & is with Ambit for over 13 Years. Before joining Ambit, Siddhartha was one of the cofounded members for IIFL Private wealth and set up the mutual fund and structured product distribution business at IIFL. He has also worked with Citibank, HSBC Bank and UTI Bank where he played a key role in setting up Wealth management and merchant banking roles.

FUND MANAGEMENT

TOTAL TEAM MEMBERS
10

CUMULATIVE EXPERIENCE
78 YEARS

SALES

TOTAL TEAM MEMBERS
14

CUMULATIVE EXPERIENCE
129 YEARS

SERVICE & OPERATIONS

TOTAL TEAM MEMBERS
20

CUMULATIVE EXPERIENCE
202 YEARS

Key terms

Fund Type	SEBI Registered PMS
Fund Tenure	Open Ended
Structure	Discretionary PMS
Minimum investment	INR 50 lacs
Stock selection	Investible universe is stocks that perform well on the framework noted earlier. A further subjective assessment then leads to a more concentrated stock portfolio
Number of stocks	15 – 20
	25% per sector, 10% per stock (cost basis)
	Primarily Small cap with BSE 500 TRI as the benchmark
Time horizon and turnover	The investment horizon is 3-5 years and longer; turnover therefore low
Cash calls	Not to take aggressive cash calls; this is keeping in mind the longer term investment horizon of the fund and is suitable from a taxation standpoint
Custodian & Fund Accountant	ICICI Bank Limited.
Brokers	Ambit Capital, Motilal Oswal, Kotak Securities, HDFC Securities, Spark Capital, Capital, Batlivala and Karani Securities Pvt Ltd
Depository Participant	Ambit Capital (Central Depository Services Limited)

Our presence



MUMBAI

Aparnaa Mahajann
7678078899
aparnaa.mahajann@ambit.co



NEW DELHI

Gaurav Gupta
9999998092
gaurav.gupta@ambit.co



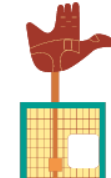
BANGALORE

Timmanna Bokke
9740688220
timmanna.Bokke@ambit.co



HYDERABAD

Zeba Sultana
7093198587
zeba.sultana@ambit.co



CHANDIGARH

Bikramjit Singh
9810222462
Bikramjit.Singh@ambit.co



JAIPUR

Girishkumar Sharma
9587867000
girishkumar.sharma@ambit.co



BHOPAL

Nimish Bhangre
9826339115
nimish.bhangre@ambit.co



AHMEDABAD

Kirtikumar Vadalia
9909904841
kirtikumar.vadalia@ambit.co



CHENNAI

Akanksha.Soni
7358060689
akanksha.soni@ambit.co



KOLKATA

Arunima Andrews
9831961703
arunima.andrews@ambit.co

Ambit Asset Management Overview





AMBIT COFFEE CAN PORTFOLIO

Since March 2017

Aims to deliver steady returns with minimal risk to create wealth over long term

Large-cap oriented portfolio

Great companies with a long proven track record of consistent growth and high RoE

AMBIT GOOD & CLEAN Mid Cap PORTFOLIO

Since March 2015

Focuses to deliver superior risk adjusted returns by identifying the large caps of tomorrow

Mid-cap oriented portfolio

Proven track record of efficient capital allocation and sustainable growth

AMBIT TenX PORTFOLIO

Since December 2021

Targets to compound wealth by investing in businesses with potential to multiply earnings by ten times

Flexi cap portfolio with mid & small cap orientation

Companies leveraging technology and innovation in under-penetrated categories

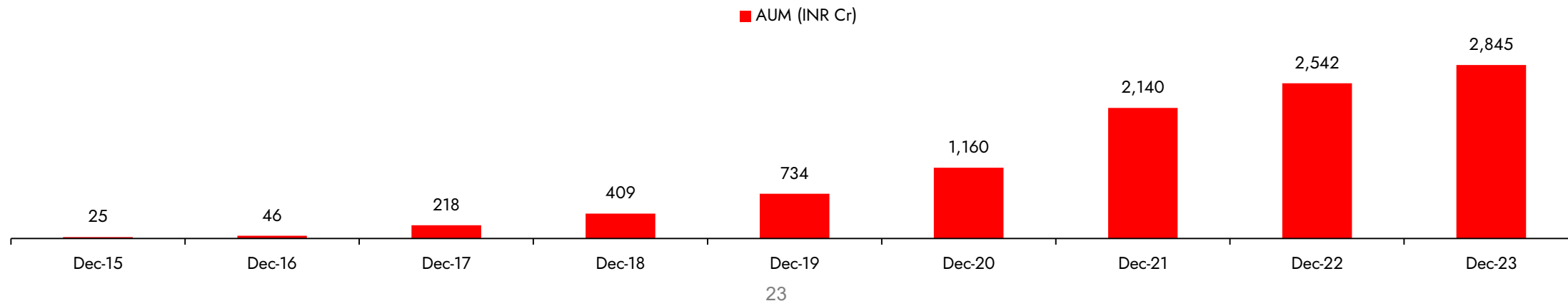
AMBIT EMERGING GIANTS Small Cap PORTFOLIO

Since December 2017

Seeks to create wealth over a long period of time by investing early in undiscovered businesses

Small-cap oriented portfolio

Low leveraged, well governed, high growth niche segments



Ambit Overview

The Ambit Group: key highlights



Pre-eminent full-service India focused Investment Bank

- Innovative solutions that reduce complexity
- Deep understanding of prevalent regulatory framework
- Broad range of tailor-made solutions for Business Owners, Corporates, Institutional Investors, Family Offices and High Net Worth Individuals (HNWIs)



Successful Partnerships

- Strategic partnership with QInvest, Qatar
- Strategic business alliance with Daiwa, Japan for M&A



Experienced and Professional pan-India Team

- Team of 2500+



Proven Track Record

- Closed over 100+ M&A/PE and 50+ ECM transactions in the last decade
- Consistently ranked amongst the top 10 M&A advisory firms
- Manages wealth of 2500+ HNI families

Risk Disclosure and Disclaimer

- Ambit Investment Advisors Private Limited (“Ambit”), is a registered Portfolio Manager with Securities and Exchange Board of India vide registration number INP000005059.
- The performance of the Portfolio Manager has not been approved or recommended by SEBI nor SEBI certifies the accuracy or adequacy of the performance related information contained therein. Returns are calculated using TWRR method as prescribed under revised SEBI (Portfolio Managers) Regulations, 2020. Performance is net of all fees and expenses. Past performance is not a reliable indicator of future results. Please note that performance of your portfolio may vary from that of other investors and that generated by the Investment Approach across all investors because of 1) the timing of inflows and outflows of funds; and 2) differences in the portfolio composition because of restrictions and other constraints. For comparative Performance relative to other Portfolio Managers within the selected Strategy, please visit: bit.ly/APMI_PMS
- This presentation / newsletter / report is strictly for information and illustrative purposes only and should not be considered to be an offer, or solicitation of an offer, to buy or sell any securities or to enter into any Portfolio Management agreements. This presentation / newsletter / report is prepared by Ambit strictly for the specified audience and is not intended for distribution to public and is not to be disseminated or circulated to any other party outside of the intended purpose. This presentation / newsletter / report may contain confidential or proprietary information and no part of this presentation / newsletter / report may be reproduced in any form without its prior written consent to Ambit. All opinions, figures, charts/ graphs, estimates and data included in this presentation / newsletter / report is subject to change without notice. This document is not for public distribution and if you receive a copy of this presentation / newsletter / report and you are not the intended recipient, you should destroy this immediately. Any dissemination, copying or circulation of this communication in any form is strictly prohibited. This material should not be circulated in countries where restrictions exist on soliciting business from potential clients residing in such countries. Recipients of this material should inform themselves about and observe any such restrictions. Recipients shall be solely liable for any liability incurred by them in this regard and will indemnify Ambit for any liability it may incur in this respect.
- Neither Ambit nor any of their respective affiliates or representatives make any express or implied representation or warranty as to the adequacy or accuracy of the statistical data or factual statement concerning India or its economy or make any representation as to the accuracy, completeness, reasonableness or sufficiency of any of the information contained in the presentation / newsletter / report herein, or in the case of projections, as to their attainability or the accuracy or completeness of the assumptions from which they are derived, and it is expected each prospective investor will pursue its own independent due diligence. In preparing this presentation / newsletter / report, Ambit has relied upon and assumed, without independent verification, the accuracy and completeness of information available from public sources. Accordingly, neither Ambit nor any of its affiliates, shareholders, directors, employees, agents or advisors shall be liable for any loss or damage (direct or indirect) suffered as a result of reliance upon any statements contained in, or any omission from this presentation / newsletter / report and any such liability is expressly disclaimed. Further, the information contained in this presentation / newsletter / report has not been verified by SEBI.
- You are expected to take into consideration all the risk factors including financial conditions, risk-return profile, tax consequences, etc. You understand that the past performance or name of the portfolio or any similar product do not in any manner indicate surety of performance of such product or portfolio in future. You further understand that all such products are subject to various market risks, settlement risks, economical risks, political risks, business risks, and financial risks etc. and there is no assurance or guarantee that the objectives of any of the strategies of such product or portfolio will be achieved. You are expected to thoroughly go through the terms of the arrangements / agreements and understand in detail the risk-return profile of any security or product of Ambit or any other service provider before making any investment. You should also take professional / legal /tax advice before making any decision of investing or disinvesting. The investment relating to any products of Ambit may not be suited to all categories of investors. Ambit or Ambit associates may have financial or other business interests that may adversely affect the objectivity of the views contained in this presentation / newsletter / report.
- Ambit does not guarantee the future performance or any level of performance relating to any products of Ambit or any other third party service provider. Investment in any product including mutual fund or in the product of third party service provider does not provide any assurance or guarantee that the objectives of the product are specifically achieved. Ambit shall not be liable for any losses that you may suffer on account of any investment or disinvestment decision based on the communication or information or recommendation received from Ambit on any product. Further Ambit shall not be liable for any loss which may have arisen by wrong or misleading instructions given by you whether orally or in writing. The name of the product does not in any manner indicate their prospects or return.
- The product ‘Ambit Coffee Can Portfolio’ has been migrated from Ambit Capital Private Limited to Ambit Investments Advisors Private Limited. Hence some of the information in this presentation may belong to the period when this product was managed by Ambit Capital Private Limited.
- The performance data for coffee can product between 6th march 2017 - 19th June 2017 represents model portfolio returns. First client was onboarded on 20th June 2017. The performance data for G&C product between 1st June 2016 to 1st April 2018 also includes returns for funds managed for an advisory offshore client. Returns are calculated using TWRR method as prescribed under revised SEBI (Portfolio Managers) Regulations, 2020
- You may contact your Relationship Manager for any queries.



Thank you